



2017 GRI INDEX: REPORTING INFORMED BY GRI STANDARDS

This GRI Index corresponds to sustainability information presented in A–Z Topics on pepsico.com, in our annual Sustainability Report and as part of external reporting such as our Annual Report, Proxy Statement and filings with the U.S. Securities and Exchange Commission. Sustainability information in our A–Z Topics and Sustainability Report is prepared in accordance with the GRI Standards Core Guidelines and reflects performance in calendar year 2017. We report annually on the sustainability topics that were identified through our 2017 GRI materiality topics assessment process* and that we believe represent PepsiCo’s economic, environmental and social performance. Unless

otherwise noted, we use GRI-defined indicators to demonstrate performance for each aspect. Indicators with “FP” correspond to the GRI G4 Food Processing Sector Disclosures. Note that not all indicators represented in the GRI Index are disclosed fully — in some cases, only partial information is included due to limited availability of information. Omission statements are provided where required based on the GRI Standards Core Guidelines. For more information on the Global Reporting Initiative and the GRI Standards Core Guidelines, please visit globalreporting.org**

♥ PRODUCTS

MATERIAL TOPIC	GRI STANDARD	REFERENCE
PRODUCTS PILLAR		
Nutritional Product Profile	103-1 Management Approach: Explanation of the GRI material topic and its boundary	A–Z Saturated Fat A–Z Sodium A–Z Sugar A–Z Nutrition 2017 Sustainability Report , pages 10–16 A–Z GRI Material Topics & Boundaries
	103-2 Management Approach: Explain management approach components	A–Z Saturated Fat A–Z Sodium A–Z Sugar A–Z Nutrition A–Z Sustainability Governance 2017 Sustainability Report , pages 10–16
	103-3 Management Approach: Evaluate management approach	A–Z Saturated Fat A–Z Sodium A–Z Sugar A–Z Nutrition 2017 Sustainability Report , pages 10–16
	G4-FP6 Percentage of total sales volume of consumer products, by product category, that are lowered in saturated fat, trans fats, sodium and added sugars	A–Z Saturated Fat A–Z Sodium A–Z Sugar A–Z Nutrition Nutrition Criteria 2017 Sustainability Report , pages 10–16
	G4-FP7 Percentage of total sales volume of consumer products, by product category, that contain increased nutritious ingredients like fiber, vitamins, minerals, phytochemicals or functional food additives	A–Z Saturated Fat A–Z Sodium A–Z Sugar A–Z Nutrition Nutrition Criteria 2017 Sustainability Report , pages 10–16
	416-1 Percentage of significant product and service categories for which health and safety impacts are assessed for improvement	Nutrition Criteria

* The GRI material topics assessment process identifies the sustainability-related topics that are most frequently prioritized in conversations with external stakeholders and that are important to PepsiCo in achieving our PwP 2025 Agenda.

** In this communication and in our other sustainability reports and statements, when we use the terms “material,” “materiality” and similar terms, we are using such terms to refer to topics that reflect PepsiCo’s significant economic, environmental and social impacts or to topics that substantially influence the assessments and decisions of stakeholders in what the GRI Sustainability Reporting Guidelines define as “material topics.” We are not using these terms as they have been defined by or construed in accordance with the securities laws or any other laws of the U.S. or any other jurisdiction, or as these terms are used in the context of financial statements and financial reporting, and nothing in this communication or other sustainability reports and statements should be construed to indicate otherwise.

♥ PRODUCTS

MATERIAL TOPIC	GRI STANDARD	REFERENCE
PRODUCTS PILLAR		
Marketing & Labeling	103-1 Management Approach: Explanation of the GRI material topic and its boundary	A-Z Advertising & Marketing to Children A-Z Nutritional Labeling A-Z GRI Material Topics & Boundaries
	103-2 Management Approach: Explain management approach components	A-Z Advertising & Marketing to Children A-Z Nutritional Labeling A-Z Sustainability Governance Code of Conduct , page 16
	103-3 Management Approach: Evaluate management approach	A-Z Advertising & Marketing to Children A-Z Nutrition
	417-1 Requirements for product and service information and labeling	A-Z Nutritional Labeling
	417-3 Incidents of non-compliance concerning marketing communications	A-Z Responsible Advertising & Marketing to Children A-Z Nutritional Labeling
Food Quality & Safety	103-1 Management Approach: Explanation of the GRI material topic and its boundary	A-Z Product Safety & Quality A-Z GRI Material Topics & Boundaries
	103-2 Management Approach: Explain management approach components	A-Z Product Safety & Quality A-Z Sustainability Governance
	103-3 Management Approach: Evaluate management approach	A-Z Product Safety & Quality
	G4-FP5 Percentage of production volume manufactured in sites certified by an independent third party according to internationally recognized food safety management system standards*	A-Z Product Safety & Quality

*Omission statement: PepsiCo reports information about independent audits conducted as part of the Global Food Safety Initiative certification process. We are unable at this time to disclose this information as a percentage of production volume.



MATERIAL TOPIC	GRI STANDARD	REFERENCE
PLANET PILLAR		
Water	103-1 Management Approach: Explanation of the GRI material topic and its boundary	A-Z Water CDP Water 2017 Sustainability Report , pages 19, 24–25 A-Z GRI Material Topics & Boundaries
	103-2 Management Approach: Explain management approach components	A-Z Water A-Z Sustainability Governance CDP Water 2017 Sustainability Report , pages 19, 24–25
	103-3 Management Approach: Evaluate management approach	A-Z Water CDP Water 2017 Sustainability Report , pages 19, 24–25
	303-1 Water withdrawal by source	A-Z Water CDP Water 2017 Sustainability Report , pages 19, 24–25
Energy & Climate Change	103-1 Management Approach: Explanation of the GRI material topic and its boundary	A-Z Climate Change A-Z Fleet Efficiency A-Z HFC A-Z Renewable Energy A-Z GRI Material Topics & Boundaries CDP Climate 2017 Sustainability Report , pages 19, 21
	103-2 Management Approach: Explain management approach components	A-Z Climate Change A-Z Fleet Efficiency A-Z HFC A-Z Renewable Energy A-Z Sustainability Governance CDP Climate 2017 Sustainability Report , pages 19, 21
	103-3 Management Approach: Evaluate management approach	A-Z Climate Change A-Z Fleet Efficiency A-Z HFC A-Z Renewable Energy CDP Climate 2017 Sustainability Report , pages 19, 21
	302-1 Energy consumption within the organization	A-Z Climate Change CDP Climate
	305-1 Direct Greenhouse Gas (GHG) emissions (Scope 1)	A-Z Climate Change CDP Climate 2017 Sustainability Report , pages 19, 21
	305-2 Energy indirect Greenhouse Gas (GHG) emissions (Scope 2)	A-Z Climate Change CDP Climate 2017 Sustainability Report , pages 19, 21
	305-3 Other indirect Greenhouse Gas (GHG) emissions (Scope 3)	A-Z Climate Change CDP Climate 2017 Sustainability Report , pages 19, 21
	305-4 Greenhouse gas (GHG) emissions intensity	CDP Climate
	305-5 Reduction of Greenhouse Gas (GHG) emissions	A-Z Climate Change CDP Climate 2017 Sustainability Report , pages 19, 21



MATERIAL TOPIC	GRI STANDARD	REFERENCE
PLANET PILLAR		
Agriculture	103-1 Management Approach: Explanation of the GRI material topic and its boundary	A-Z Agriculture A-Z Sustainable Sourcing A-Z GRI Material Topics & Boundaries 2017 Sustainability Report , pages 19–20, 30
	103-2 Management Approach: Explain management approach components	A-Z Agriculture A-Z Sustainable Sourcing A-Z Sustainability Governance 2017 Sustainability Report , pages 19–20, 30
	103-3 Management Approach: Evaluate management approach	A-Z Agriculture A-Z Sustainable Sourcing 2017 Sustainability Report , pages 19–20, 30
	308-2 Significant actual and potential negative environmental impacts in the supply chain and action taken*	A-Z Agriculture A-Z Sustainable Sourcing
Deforestation	103-1 Management Approach: Explanation of the GRI material topic and its boundary	A-Z Deforestation A-Z Palm Oil A-Z GRI Material Topics & Boundaries
	103-2 Management Approach: Explain management approach components	A-Z Deforestation A-Z Palm Oil A-Z Sustainability Governance
	103-3 Management Approach: Evaluate management approach	A-Z Deforestation A-Z Palm Oil
	PepsiCo Metric: Percentage of Roundtable on Sustainable Palm Oil (RSPO) certified palm oil sourced	A-Z Palm Oil
	103-1 Management Approach: Explanation of the GRI material topic and its boundary	A-Z Packaging A-Z GRI Material Topics & Boundaries 2017 Sustainability Report , pages 19, 22
Packaging	103-2 Management Approach: Explain management approach components	A-Z Packaging A-Z Sustainability Governance 2017 Sustainability Report , pages 19, 22
	103-3 Management Approach: Evaluate management approach	A-Z Packaging 2017 Sustainability Report , pages 19, 22
	301-2 Percentage of materials used that are recycled input materials**	A-Z Packaging 2017 Sustainability Report , pages 19, 22
	103-1 Management Approach: Explanation of the GRI material topic and its boundary	A-Z Waste A-Z GRI Material Topics & Boundaries
Operational Waste & Food Waste	103-2 Management Approach: Explain management approach components	A-Z Waste A-Z Sustainability Governance
	103-3 Management Approach: Evaluate management approach	A-Z Waste
	306-2 Waste by type and disposal method***	A-Z Waste

* Omission statement: PepsiCo suppliers to which this indicator applies (farmers) exercise due care and attention in their farming activities and practices. However, many do not commonly conduct formal impact assessments, therefore we are unable to report at the level of granularity requested by GRI. Additionally, our Performance with Purpose 2025 Agenda includes relevant KPIs related to our Agriculture and Sustainable Sourcing goals.

** Omission statement: PepsiCo reports information on its rPET content in the U.S. and Western Europe as part of our progress against our Performance with Purpose goal to increase recycled materials in our plastic packaging.

*** Omission statement: PepsiCo reports information against its Performance with Purpose zero waste to landfill goal for our direct operations. At this time, we are unable to report at the level of granularity requested by GRI.















MATERIAL TOPIC	GRI STANDARD	REFERENCE	
PEOPLE PILLAR			
Community Engagement*	103-1 Management Approach: Explanation of the GRI material topic and its boundary	Global Citizenship website A-Z Material Topics & Boundaries	
	103-2 Management Approach: Explain management approach components	Global Citizenship website	
	103-3 Management Approach: Evaluate management approach	Global Citizenship website	
Employee Talent & Diversity	103-1 Management Approach: Explanation of the GRI material topic and its boundary	A-Z Diversity & Engagement A-Z Gender Parity A-Z Talent A-Z GRI Material Topics & Boundaries	
	103-2 Management Approach: Explain management approach components	A-Z Diversity & Engagement A-Z Gender Parity A-Z Talent A-Z Sustainability Governance	
	103-3 Management Approach: Evaluate management approach	A-Z Diversity & Engagement A-Z Gender Parity A-Z Talent	
	401-1 New employee hires and employee turnover	A-Z Talent	
	404-3 Percentage of employees receiving regular performance and career development reviews	A-Z Talent	
	405-1 Diversity of governance bodies and employees	A-Z Talent Proxy Statement , page 6	
	405-2 Ratio of basic salary and remuneration of women to men	A-Z Pay Equity	
	Human Rights	103-1 Management Approach: Explanation of the GRI material topic and its boundary	A-Z Human Rights A-Z GRI Material Topics & Boundaries 2017 Sustainability Report , pages 28–30
		103-2 Management Approach: Explain management approach components	A-Z Human Rights A-Z Sustainability Governance 2017 Sustainability Report , pages 28–30
		103-3 Management Approach: Evaluate management approach	A-Z Human Rights 2017 Sustainability Report , pages 28–30
412-1 Operations that have been subject to human rights reviews or impact assessments		A-Z Human Rights	
412-2 Employee training on human rights policies or procedures		A-Z Human Rights A-Z Sustainable Sourcing	
414-2 Negative social impacts in the supply chain and actions taken		A-Z Human Rights A-Z Sustainable Sourcing	
Workplace Health & Safety		103-1 Management Approach: Explanation of the GRI material topic and its boundary	A-Z Workplace Health & Safety A-Z GRI Material Topics & Boundaries
	103-2 Management Approach: Explain management approach components	A-Z Workplace Health & Safety	
	103-3 Management Approach: Evaluate management approach	A-Z Workplace Health & Safety	
	403-2 Type of injury and rates of injury, occupational diseases, lost days and absenteeism, and total number of work-related fatalities, by region and by gender**	A-Z Workplace Health & Safety	
	403-3 Workers with high incidence or high risk of diseases related to occupation	A-Z Workplace Health & Safety	










* Omission statement: At this time there are no relevant GRI indicators that directly correspond with PepsiCo's GRI material topic. PepsiCo monitors and reports on this topic through the KPIs discussed on our Global Citizenship website.

** Omission statement: While we have made global 2017 performance data such as Lost Time Incidents, Lost Time Incident Rates, Total Injury Rates, Occupational Disease Rates and fleet safety information available online, we are not able to report all health and safety information with the granularity requested by GRI.





















GENERAL DISCLOSURES

MATERIAL TOPIC	GRI STANDARD	REFERENCE	
GENERAL DISCLOSURES PILLAR			
Organizational Profile	102-1 Name of the organization	 PepsiCo, Inc.	
	102-2 Activities, brands, products and services	 Form 10-K/Annual Report , throughout 2017 Sustainability Report , page 1	
	102-3 Location of headquarters	 700 Anderson Hill Road, Purchase, New York, USA	
	102-4 Location of operations	 Form 10-K/Annual Report , pages 4 and 30 2017 Sustainability Report , page 1	
	102-5 Ownership and legal form	 Form 10-K/Annual Report , page 1	
	102-6 Markets served	 Form 10-K/Annual Report , pages 2–6	
	102-7 Scale of the organization	 Form 10-K/Annual Report , pages 2–10; 30; 50	
	102-8 Information on employees and other workers	 Form 10-K/Annual Report , page 10 A–Z Talent	
	102-11 Precautionary Principle or approach	 Performance with Purpose is PepsiCo's vision to deliver top-tier financial performance by improving the products we sell, operating responsibly to protect our planet and empowering people around the world. As stewards of PepsiCo, our Board plays an essential role in determining strategic priorities and considers sustainability issues and integral part of its business oversight. To align with our PwP 2025 Agenda, our Board redefined the roles of its Committees by creating a Public Policy and Sustainability Committee in 2017. The Committee assists the Board in providing more focused oversight for the Company's policies, programs and related risks that concern key public policy and sustainability matters.	
	102-12 External initiatives	 A–Z Endorsement of External Initiatives & Principles A–Z Stakeholder Engagement	
	102-13 Membership of associations	 A–Z Endorsement of External Initiatives & Principles A–Z Stakeholder Engagement A–Z Political Activities, Political Contributions & Issue Advocacy 2017 Trade Associations and Policy Groups	
	Strategy	102-14 Statement from senior decision-maker	 2017 Sustainability Report






GENERAL DISCLOSURES

MATERIAL TOPIC	GRI STANDARD	REFERENCE
GENERAL DISCLOSURES PILLAR		
Ethics & Corporate Governance	103-1 Management Approach: Explanation of the GRI material topic and its boundary	 A-Z Ethics & Integrity A-Z GRI Material Topics & Boundaries
	103-2 Management Approach: Explain management approach components	 A-Z Ethics & Integrity A-Z Sustainability Governance
	103-3 Management Approach: Evaluate management approach	 A-Z Ethics & Integrity
	102-16 Values, principles, standards and norms of behavior	 A-Z Ethics & Integrity
	102-17 Mechanism for advice and concerns about ethics	A-Z Ethics & Integrity
	102-18 Governance structure	 Proxy Statement , pages 25–36 Form 10-K , pages 133, 134
	102-19 Delegating authority	A-Z Sustainability Governance
	102-20 Executive-level responsibility for economic, environmental and social topics	A-Z Sustainability Governance
	102-21 Consulting stakeholders on economic, environmental and social topics	A-Z Sustainability Governance Proxy Statement , pages 34–36
	102-22 Composition of the highest governance body and its committees	Proxy Statement , pages 5–36
	102-23 Chair of the highest governance body	Proxy Statement , pages 5, 16
	102-24 Nominating and selecting the highest governance body	Proxy Statement , pages 21–24; 27; 34–35
	102-26 Role of highest governance body in setting purpose, values and strategy	Proxy Statement , pages 32-35 Public Policy and Sustainability Committee Charter
	102-27 Collective knowledge of highest governance body	Proxy Statement , pages 23
	102-28 Evaluating the highest governance body's performance	Proxy Statement , pages 23–24 Public Policy and Sustainability Committee Charter
	102-29 Role of highest governance body in setting purpose, values and strategy	A-Z Sustainability Governance Public Policy and Sustainability Committee Charter
	102-30 Effectiveness of risk management processes	A-Z Sustainability Governance Public Policy and Sustainability Committee Charter
	102-31 Review of economic, environmental and social topics	A-Z Sustainability Governance Public Policy and Sustainability Committee Charter
	102-33 Communicating critical concerns	A-Z Sustainability Governance Proxy Statement , pages 35–36
	Stakeholder Engagement	102-40 List of stakeholder groups
102-41 Collective bargaining agreements		 A-Z Talent
102-42 Identifying and selecting stakeholders		 A-Z Stakeholder Engagement
102-43 Approach to stakeholder engagement		 A-Z Stakeholder Engagement A-Z GRI Material Topics & Boundaries 2017 Sustainability Report
102-44 Key topics and concerns raised		 A-Z Stakeholder Engagement

GENERAL DISCLOSURES

MATERIAL TOPIC	GRI STANDARD	REFERENCE
GENERAL DISCLOSURES PILLAR		
Materiality & Reporting	102-45 Entities included in the consolidated financial statements	 Form 10-K , Exhibit 21
	102-46 Defining report content and topic boundaries	 A–Z GRI Material Topics & Boundaries 2017 Sustainability Report
	102-47 List of GRI material topics	 A–Z GRI Material Topics & Boundaries 2017 Sustainability Report
	102-48 Restatements of information	 2017 Sustainability Report
	102-49 Changes in reporting	 A–Z GRI Material Topics & Boundaries 2017 Sustainability Report
	102-50 Reporting period	 Reporting covers PepsiCo's 2017 Fiscal Year
	102-51 Date of most recent report	 2017 Sustainability Report
	102-52 Reporting cycle	 PepsiCo reports on sustainability performance annually
	102-53 Contact point for questions regarding the report	 performancewithpurpose@pepsico.com
	102-54 Claims of reporting in accordance with the GRI STANDARDS	 GRI Index
	102-55 GRI content index	 GRI Index
	102-56 External assurance	 PepsiCo seeks external assurance of its direct greenhouse gas emissions (Scope 1), indirect greenhouse gas emissions (Scope 2), downstream greenhouse gas emissions (Scope 3), energy consumption and production, waste generation, water consumption, and health and safety data from our company-owned plants. For more information, please refer to the complete verification statement from Bureau Veritas in A–Z Topics
Public Policy Engagement	103-1 Management Approach: Explanation of the GRI material topic and its boundary	 A–Z Political Activities, Political Contributions & Issue Advocacy A–Z GRI Material Topics & Boundaries
	103-2 Management Approach: Explain management approach components	 A–Z Political Activities, Political Contributions & Issue Advocacy A–Z Sustainability Governance
	103-3 Management Approach: Evaluate management approach	 A–Z Political Activities, Political Contributions & Issue Advocacy
	415-1 Political contributions	 A–Z Political Activities, Political Contributions & Issue Advocacy
Financial Performance	103-1 Management Approach: Explanation of the GRI material topic and its boundary	 A–Z GRI Material Topics & Boundaries
	103-2 Management Approach: Explain management approach components	 Form 10-K/Annual Report A–Z Sustainability Governance
	103-3 Management Approach: Evaluate management approach	 Form 10-K/Annual Report
	201-1 Direct economic value generated and distributed	 Form 10-K/Annual Report

GENERAL DISCLOSURES

MATERIAL TOPIC	GRI STANDARD	REFERENCE
GENERAL DISCLOSURES PILLAR		
Supply Chain Management	103-1 Management Approach: Explanation of the GRI material topic and its boundary	 A-Z Human Rights A-Z Agriculture A-Z Deforestation A-Z Land Rights A-Z Palm Oil A-Z Sustainable Sourcing A-Z GRI Material Topics & Boundaries 2017 Sustainability Report, page 8
	103-2 Management Approach: Explain management approach components	 A-Z Human Rights A-Z Agriculture A-Z Deforestation A-Z Land Rights A-Z Palm Oil A-Z Sustainable Sourcing A-Z Sustainability Governance 2017 Sustainability Report, pages 2–4
	103-3 Management Approach: Evaluate management approach	 A-Z Human Rights A-Z Agriculture A-Z Deforestation A-Z Land Rights A-Z Palm Oil A-Z Sustainable Sourcing 2017 Sustainability Report, pages 2–4
	102-9 Supply chain	 2017 Sustainability Report , pages 2–8
	102-10 Significant changes to the organization and its supply chain	 Form 10-K/Annual Report , pages 93–95

Key
 Core